

Chapter 4

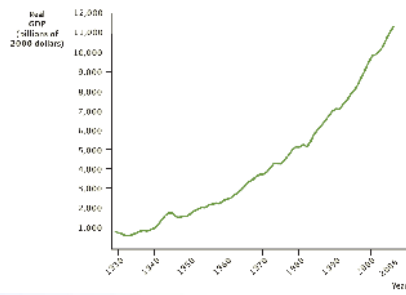


What Macroeconomics Tries to Explain

ECONOMICS: Principles and Applications, 4e
HALL & LIEBERMAN, © 2006 Thomson South-Western

Economic Growth

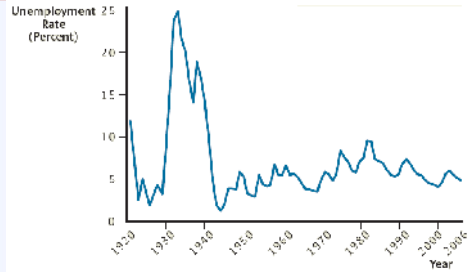
• Figure 1 U.S. Real Gross Domestic Product, 1929–2006



2

U.S. Unemployment Rate, 1920–2006

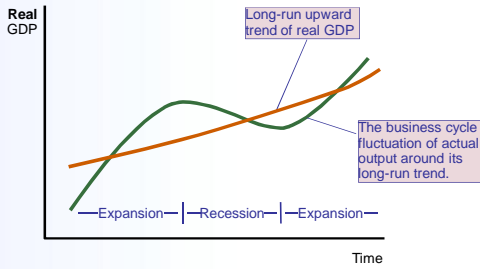
• Figure 2 U.S. Unemployment Rate, 1920–2006



3

The Business Cycle

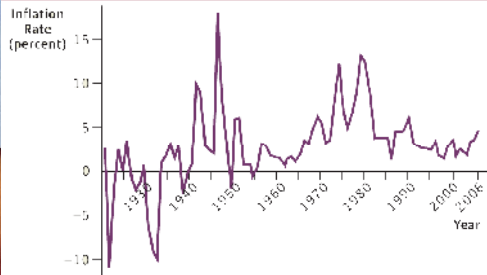
• Figure 3 The Business Cycle



4

U.S. Annual Inflation Rate, 1922–2006

• Figure 4 U.S. Annual Inflation Rate, 1922–2006



5
